

Alloy 825 Trace Heating Cable & Design

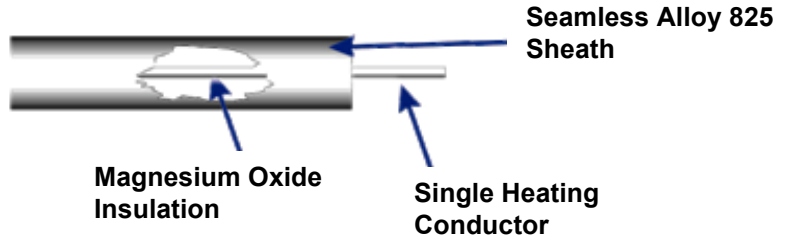
Alloy 825 sheathed heating cables and elements are ideal for industrial freeze protection, high temperature process maintenance heat tracing, and areas where good corrosion resistance are required.

Metal sheathed MI (mineral insulated) cable is the most durable heating cable available.

High wattage per foot of cable (limited in hazardous areas).

Cables rated at 300V and 600V (see tables).

Cold leads constructed of MI cable.

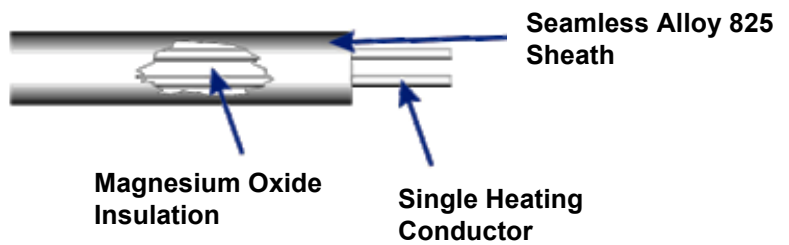


Applications

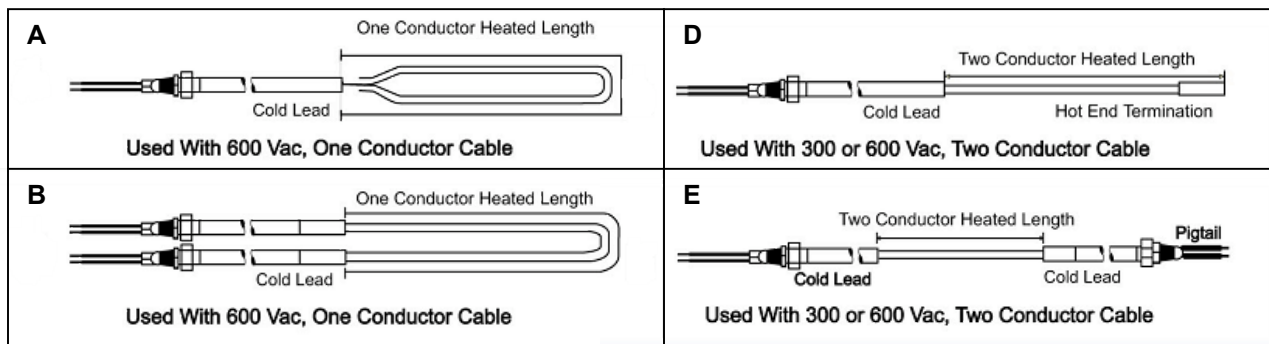
- Industrial pipe tracing (hazardous and non-hazardous)

- High temperature installations

- Long circuit tracing applications



Factory Terminated Cable Units – Design Options



Thermal Resources Management (TRM) Inc.
73 George Reynolds Drive, Courtice, ON, Canada, L1E 2E6

Thermal Fluidics, Inc.
340 Quinpiac Street
Unit 18
Wallingford, CT 06492
203-265-6171, Fax 203-265-6174



Heating Cable Reference Charts (Alloy 825)

PART #	Nominal Cable		Nominal Cable Diameter		Sheath Thickness		Insulation Thickness		Conductor Diameter		Approx Wt.
	OHMS/Ft	OHMSM	in.	mm	in.	mm	in.	mm	in	mm	kg/km
600 Volt Single Conductor											
H1H200-2	2	6.56	0.146	3.7	0.012	0.3	0.052	1.32	0.018	0.46	47
H1H160-2	1.6	5.25	0.163	4.1	0.013	0.33	0.058	1.47	0.020	0.51	57
H1H130-2	1.3	4.26	0.16	4.1	0.013	0.33	0.056	1.42	0.022	0.56	57
H1H100-2	1	3.28	0.16	4.1	0.013	0.33	0.054	1.37	0.026	0.66	57
H1H850-3	0.85	2.79	0.17	4.3	0.014	0.36	0.057	1.45	0.028	0.71	63
H1H700-3	0.7	2.30	0.16	4.1	0.013	0.33	0.051	1.3	0.031	0.79	57
H1H500-3	0.5	1.64	0.18	4.6	0.015	0.38	0.057	1.45	0.037	0.94	72
H1H280-3	0.28	0.919	0.183	4.6	0.016	0.41	0.062	1.57	0.025	0.64	72
H1H200-3	0.2	0.656	0.18	4.6	0.015	0.38	0.056	1.42	0.038	0.97	72
H1H150-3	0.15	0.492	0.18	4.6	0.015	0.38	0.052	1.32	0.044	1.12	72
H1H118-3	0.118	0.387	0.183	4.6	0.016	0.41	0.064	1.63	0.023	0.58	72
H1H732-4	0.0732	0.240	0.184	4.7	0.016	0.41	0.061	1.55	0.029	0.74	75
H1H581-4	0.0581	0.191	0.184	4.7	0.016	0.41	0.059	1.5	0.032	0.81	75
H1H467-4	0.0467	0.153	0.183	4.6	0.016	0.41	0.062	1.57	0.025	0.64	72
H1H366-4	0.0366	0.120	0.184	4.7	0.016	0.41	0.061	1.55	0.029	0.74	75
H1H290-4	0.029	0.0951	0.184	4.7	0.016	0.41	0.059	1.5	0.032	0.81	75
H1H231-4	0.0231	0.0758	0.184	4.7	0.016	0.41	0.057	1.45	0.036	0.91	75
H1H183-4	0.0183	0.0600	0.184	4.7	0.016	0.41	0.055	1.4	0.040	1.02	75
H1H145-4	0.0145	0.0476	0.184	4.7	0.016	0.41	0.053	1.35	0.045	1.14	75
H1H113-4	0.0113	0.0371	0.186	4.7	0.017	0.43	0.051	1.3	0.052	1.32	75
H1H651-5	0.00651	0.0214	0.187	4.7	0.018	0.46	0.055	1.4	0.041	1.04	75
H1H409-5	0.00409	0.0134	0.191	4.9	0.019	0.48	0.055	1.4	0.044	1.12	82
H1H258-5	0.00258	0.00846	0.215	5.5	0.021	0.53	0.055	1.4	0.064	1.63	104
H1H162-5	0.00162	0.00531	0.273	6.9	0.027	0.69	0.069	1.75	0.081	2.06	163
H1H102-5	0.00102	0.00335	0.253	6.4	0.025	0.64	0.052	1.32	0.102	2.59	123
H1H640-6	0.00064	0.0021	0.319	8.1	0.032	0.81	0.064	1.63	0.128	3.25	225

Thermal Resources Management (TRM) Inc.
 73 George Reynolds Drive, Courtice, ON, Canada, L1E 2E6
 Thermal Fluidics, Inc.
 340 Quinnipiac Street
 Unit 18
 Wallingford, CT 06492
 203-265-6171, Fax 203-265-6174



Heating Cable Reference Charts (Alloy 825)

PART #	Nominal Cable		Nominal Cable Diameter		Sheath Thickness		Insulation Thickness		Conductor Diameter		Approx Wt.
	OHMS/Ft	OHMSM	in.	mm	in.	mm	in.	mm	in	mm	kg/km
600 Volt Two Conductor											
H2H110-1	11	36.1	0.215	5.5	0.018	0.46	0.052	1.32	0.012	0.3	105
H2H900-2	9	29.5	0.215	5.5	0.018	0.46	0.051	1.3	0.013	0.33	105
H2H600-2	6	19.7	0.215	5.5	0.018	0.46	0.05	1.27	0.016	0.41	105
H2H414-2	4.14	13.6	0.211	5.4	0.02	0.51	0.051	1.3	0.018	0.46	101
H2H200-2	2	6.56	0.245	6.2	0.02	0.51	0.05	1.27	0.027	0.69	133
H2H115-2	1.15	3.77	0.211	5.4	0.02	0.51	0.051	1.3	0.018	0.46	101
H2H700-3	0.7	2.3	0.265	6.7	0.022	0.56	0.055	1.4	0.029	0.74	160
H2H505-3	0.505	1.66	0.206	5.2	0.02	0.51	0.051	1.3	0.015	0.38	94
H2H286-3	0.286	0.938	0.217	5.5	0.021	0.53	0.051	1.3	0.02	0.51	105
H2H200-3	0.2	0.656	0.245	6.2	0.02	0.51	0.052	1.32	0.025	0.64	133
H2H150-3	0.15	0.492	0.245	6.2	0.02	0.51	0.05	1.27	0.028	0.71	133
H2H100-3	0.1	0.328	0.265	6.7	0.022	0.56	0.051	1.3	0.035	0.89	160
H2H775-4	0.0775	0.254	0.234	5.9	0.023	0.58	0.051	1.3	0.028	0.71	124
H2H561-4	0.0561	0.184	0.245	6.2	0.024	0.61	0.051	1.3	0.033	0.84	133
H2H402-4	0.0402	0.132	0.258	6.6	0.025	0.64	0.051	1.3	0.039	0.99	155
H2H281-4	0.0281	0.0922	0.275	7	0.027	0.69	0.051	1.3	0.046	1.17	174
H2H200-4	0.02	0.0656	0.285	7.2	0.028	0.71	0.055	1.4	0.033	0.84	184
H2H130-4	0.013	0.0427	0.304	7.7	0.029	0.74	0.055	1.4	0.04	1.02	211
H2H818-5	0.00818	0.0268	0.311	7.9	0.032	0.81	0.055	1.4	0.051	1.3	222
H2H516-5	0.00516	0.0169	0.364	9.2	0.035	0.89	0.055	1.4	0.064	1.63	333
H2H324-5	0.00324	0.0106	0.402	10.2	0.033	0.84	0.059	1.5	0.081	2.06	409
H2H204-5	0.00204	0.00669	0.496	12.6	0.041	1.04	0.072	1.83	0.102	2.59	625
H2H128-5	0.00128	0.0042	0.543	13.8	0.04	1.02	0.069	1.75	0.128	3.25	749

Thermal Resources Management (TRM) Inc.
73 George Reynolds Drive, Courtice, ON, Canada, L1E 2E6

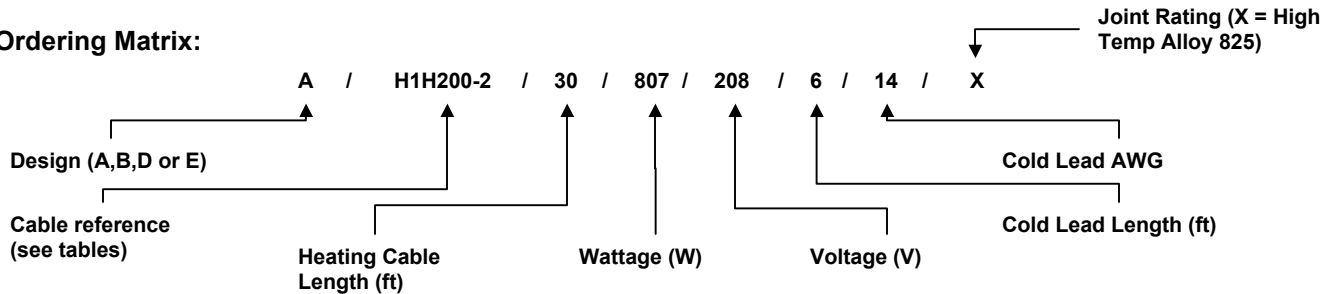
Thermal Fluidics, Inc.
340 Quinnipiac Street
Unit 18
Wallingford, CT 06492
203-265-6171, Fax 203-265-6174



Heating Cable Reference Charts (Alloy 825)

PART #	Nominal Cable Resistance @ 20°C		Nominal Cable Diameter		Sheath Thickness		Insulation Thickness		Conductor Diameter		Approx
	OHMS/Ft	OHMS/M	in.	mm	in.	mm	in.	mm	in.	mm	
300v Two conductor											
L2H110-1	11	36.1	0.13	3.3	0.011	0.25	0.028	0.66	0.012	0.3	37
L2H900-2	9	29.5	0.136	3.5	0.011	0.28	0.028	0.71	0.013	0.33	42
L2H750-2	7.5	24.6	0.136	3.5	0.012	0.3	0.031	0.79	0.015	0.38	42
L2H600-2	6	19.7	0.135	3.4	0.01	0.25	0.028	0.71	0.015	0.38	39
L2H400-2	4	13.1	0.146	3.7	0.012	0.3	0.028	0.71	0.018	0.46	47
L2H275-2	2.75	9.02	0.146	3.7	0.012	0.3	0.026	0.66	0.022	0.56	47
L2H200-2	2	6.56	0.18	4.6	0.015	0.38	0.033	0.84	0.026	0.66	72
L2H170-2	1.7	5.58	0.16	4.1	0.014	0.36	0.03	0.76	0.028	0.71	57
L2H14-2	1.14	3.74	0.17	4.3	0.017	0.43	0.035	0.89	0.023	0.58	63
L2H700-3	0.7	2.3	0.16	4.1	0.013	0.33	0.025	0.64	0.029	0.74	57
L2H472-3	0.472	1.55	0.169	4.3	0.017	0.43	0.039	0.99	0.016	0.41	63
L2H374-3	0.374	1.23	0.169	4.3	0.017	0.43	0.038	0.97	0.018	0.46	63
L2H293-3	0.293	0.961	0.17	4.3	0.017	0.43	0.037	0.94	0.02	0.51	63
L2H200-3	0.2	0.656	0.146	3.7	0.012	0.3	0.025	0.64	0.025	0.64	47
L2H150-3	0.15	0.492	0.16	4.1	0.013	0.33	0.026	0.66	0.028	0.71	57
L2H100-3	0.1	0.328	0.18	4.6	0.015	0.38	0.027	0.69	0.035	0.89	72
L2H734-4	0.0734	0.241	0.17	4.3	0.017	0.43	0.031	0.79	0.029	0.74	63
L2H583-4	0.0583	0.191	0.17	4.3	0.017	0.43	0.029	0.74	0.032	0.81	63
L2H458-4	0.0458	0.15	0.171	4.3	0.017	0.43	0.027	0.69	0.036	0.91	63
L2H324-4	0.0324	0.106	0.17	4.3	0.017	0.43	0.033	0.84	0.025	0.64	63

Ordering Matrix:



Thermal Resources Management (TRM) Inc.
73 George Reynolds Drive, Courtice, ON, Canada, L1E 2E6
Thermal Fluidics, Inc.
340 Quinipiac Street
Unit 18
Wallingford, CT 06492
203-265-6171, Fax 203-265-6174

